

66.38%

33.25%

In what year of school are you currently enrolled?


	Response Percent	Response Total
Freshman (First-Year)	31.95%	262
Sophomore (Second-Year)	20.61%	169
Junior (Third-Year)	17.07%	140
Senior (Fourth/Fifth/Sixth-Year)	14.51%	120









Please indicate your level of agreement with the following statements

	Strongly agree	agree	Disagree	Strongly Disagree	Did Not Experience	Response Total
I know where to go to get help regarding sexual assault at Fairfield	2 1 3	4 2 2 1	12 4	13	0 4	
I understand Fairfield's formal procedures to address complaints of sexual assault	2 2 15	44 1 2 0	14 5	2 0 12	11 05 4	
I understand how to report a sexual assault at Fairfield	2 1 1 4	4 22 2	13 5	1 2 10	10 31 0	2
I understand where I can find confidential support at Fairfield	34 201	4 1 2 0	5 45	0 5	40	1
I understand where I can find 24 support related to sexual assault	31 3 1 2	43 45 25 2	14 4 4	15 5	14 53	0
I know where to seek special accommodation						



		6.78%	
		35.59%	
		49.15%	
		8.48%	

P

		R	P	R
			13.73%	
F			0%	
			25.49%	
			1.96%	
E			0%	
F			0%	
			0%	
N			27.45%	
			7.84%	
			3.92%	
E			13.73%	
			0%	
O			5.88%	





T a a a a a ab a








Select a response for each of the times listed below to show your closest estimate of how often your partner has used any of the following behaviors in your current or previous relationship(s) since you became a student at Fairfield:

	Never	Rarely	Occasionally	Frequently	Very Frequently	Response Total
Pressured or forced you to text or take naked photos	91.51% (248)	3.32% (9)	2.58% (7)	1.48% (4)	1.11% (3)	271
Checked up on you (e.g., listened to your phone calls, checked the mileage on your car, called you repeatedly during class)	90.04% (244)	4.06% (11)	3.32% (9)	1.48% (4)	1.11% (3)	271
Drove recklessly when you were in the car	91.48% (247)	4.82% (13)	1.85% (5)	1.11% (3)	0.74% (2)	270
Pressured you to have sex in a way that you didn't like or want	89.3% (242)	4.06% (11)	1.48% (4)	2.95% (8)	2.21% (6)	271
Threatened you with a knife, gun, or other weapon	98.88% (265)	0.75% (2)	0.37% (1)	0% (0)	0% (0)	268
Stopped you or tried to stop you from going to work or school	96.68% (262)	1.85% (5)	1.11% (3)	0% (0)	0.37% (1)	271
Threw, hit, kicked, or smashed something	95.17% (256)	2.23% (6)	1.49% (4)	0.74% (2)	0.37% (1)	269
Physically forced you to have sex	97.05% (263)	0.37% (1)	1.48% (4)	1.11% (3)	0% (0)	271
Choked or strangled you	96.67% (261)	1.11% (3)	1.85% (5)	0.37% (1)	0% (0)	270
Pretended to choke or strangle you						

Were you injured in the incident?

Response P



! 2- @' ?- A2' F<B? 2C29<3- 4?22: 2; A'D 65' A52' 3- 9'D 6 4

%R<; 49 4722	4722	· @ 4722	%R<; 49 · @ 4722	· <; Afl; <D
-----------------	------	----------	---------------------	--------------

\$2@=<; @
&<A 9

/ 320R; 31 2; A'A5- A/-: ' - / 2'A-
 d 2; A'F '060B: @A; 02@D 52?2
 @<; 2<; 2: -F; 221: F'529-
 42A6 4'<BA<3D